

\$19.95

TRAVEL GUIDE FOR GUN OWNERS

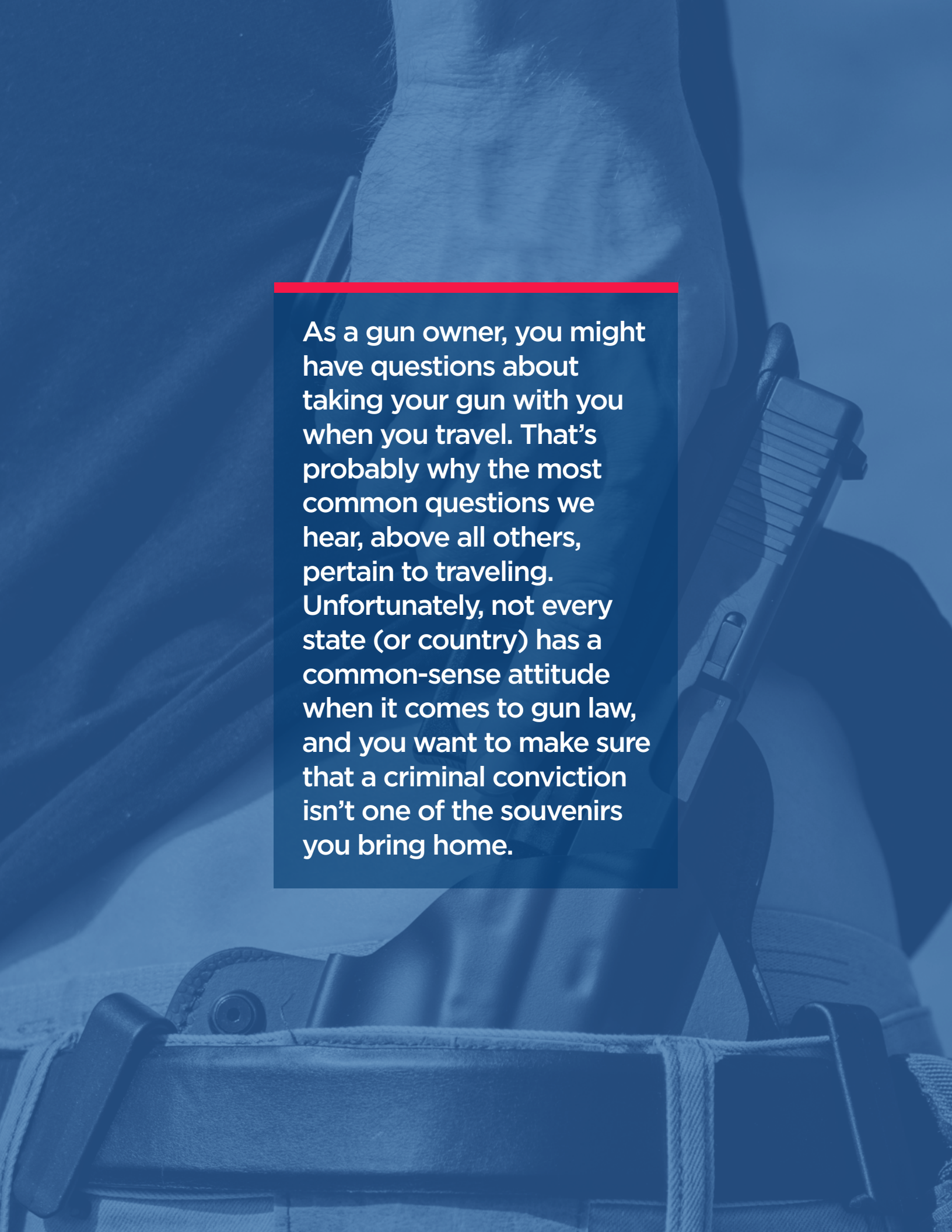


Special Report Traveling With Firearms

- Safe passage
- Common travel mistakes
- Air travel
- International borders and more...



LEGAL DEFENSE
FOR
SELF DEFENSE

A person is shown from the chest down, holding a handgun in their right hand. The person is wearing a dark shirt and a belt with a holster. The background is a solid blue color. A red horizontal line is positioned above the text box. The text is white and centered within a dark blue rectangular box.

As a gun owner, you might have questions about taking your gun with you when you travel. That's probably why the most common questions we hear, above all others, pertain to traveling. Unfortunately, not every state (or country) has a common-sense attitude when it comes to gun law, and you want to make sure that a criminal conviction isn't one of the souvenirs you bring home.

THE SAFE PASSAGE PROVISION

UNDER 18 U.S.C. SECTION 926A

As mentioned previously, some states simply just don't like guns. California and New Jersey prohibit magazines that carry more than 10 rounds of ammunition. California (the state) does not ban "Black Talon" ammunition. The city of San Francisco bans "Black Talon." New Jersey prohibits hollow-point ammunition outside of the home. Maryland prohibits over 60 specific firearms including any "copy-cat" firearms.

So how do you travel safely through gun-hostile territories? Luckily, Federal law provides a "traveling" defense that allows you, if you qualify, to travel through such states without running afoul of local law. How then do you qualify for such protection?

Travel Tip #1

Make sure your trip begins and ends in a gun-friendly state.

First, the beginning and end of your trip must be in states where it is lawful for you to possess a gun. For example, consider a Texan who decides to vacation in Vermont: while the Texan must pass through very unfriendly states such as New York and Massachusetts, it is lawful to possess a gun in Texas (where the trip begins) and Vermont (the destination).

Since the beginning and the end of the road trip are in gun-friendly states, the first requirement of the Safe

Passage provision is met! Note that if your end destination is New York or Massachusetts, you don't meet this requirement, and you will have to comply with the laws of those states.

Travel Tip #2

Your firearm must be unloaded and locked-up out of reach.



Second, the firearm must be unloaded and placed in a locked container that is not readily accessible. Put your unloaded firearm in a lockable container, and place that container in the trunk or as far away from you as possible while in the vehicle. Ammunition must also be locked-up and out of reach. The firearm and ammunition may be in the same container—just make sure the ammunition is **NOT** loaded into the gun. In New Jersey, it is recommended that you keep the ammunition in the manufacturer's box and **NOT** in the magazine. Keeping the firearm in the glove box or center console is specifically **NOT** allowed!

DON'T

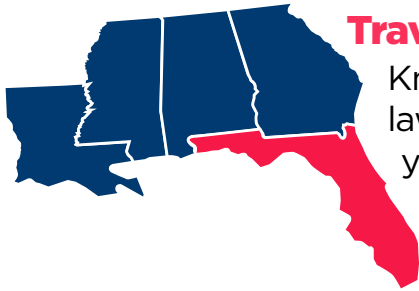


Do not leave your firearm in your glove box.

SAFE PASSAGE “TRAVELING”

“Traveling” is a loose term in the Safe Passage Provision.

Learn how to best navigate this slippery slope on your next road trip.



Travel Tip #3

Know the gun laws of the states you are planning to travel through.

Finally, a person must be “traveling.” There is no definition of traveling under this law, but we do have some direction provided by the courts. Generally, if a person stops somewhere for too long they are no longer “traveling,” and will lose the Safe Passage protection. How long does this time period last? The laws are unclear.

Members can call the non-emergency hotline to ask an Independent Program Attorney any questions regarding your specific situation. Stopping for gas or restroom breaks probably does not disqualify you from the

“traveling” protection. However, any stop for an activity not directly related to traveling could be considered a destination. Thus, you would lose the legal protection. For example, anyone staying in Chicago for more than 24 hours is not considered to be traveling under local policy. Likewise, a Texan driving back from Maine who stopped to take a nap in a parking lot in New Jersey received 5 years in prison for possession of illegal firearms and ammunition under New Jersey law.



Stopping for too long may remove the Safe Passage protections.

A parting thought on the traveling law: you can follow the law to a T, and still end up arrested! Some states treat the Safe Passage Provision as an affirmative defense. This means that someone can be arrested, charged with a crime, and that individual must raise the Safe Passage Provision as a defense in court to have the case dismissed. So, if at all possible, try to avoid firearm-unfriendly states; if unavoidable, comply with the Safe Passage Provision and get through the state as fast as you can (without breaking the speed limit, of course)!

AIR TRAVEL

Road trips may not be your cup of tea. Fliers beware.

Know what it takes to reach your final destination with your liberty intact when flying the spacious skies.

Some prefer to fly to their destination state, but are not familiar with the TSA regulations. This makes many people frightened to fly with their guns. However, if you comply with the law, it will take the mystery and danger out of air travel. Keep in mind, these are only the requirements to fly with your firearm; you must still follow the laws of the destination state once you arrive.

TSA Requirements^{*}:

- ✓ Firearm must be unloaded.
- ✓ Firearm must be in a locked, hard-sided container. Only YOU should have the key!
- ✓ Place ammunition in the manufacturer's packaging. It may be secured in the same hard-sided container as the firearm.
- ✓ Declare the firearm at the check-in counter. The agent will want to ensure that the gun is unloaded, and will probably direct you to lock the hard-sided container once their inspection is complete.
- ✓ It's always a good idea to call your airline ahead of time to make sure they don't have additional requirements.

^{*} TSA Requirements list applies to checked baggage

CHECK YOUR CARRY-ON

NO



OK

What cannot go into your carry-on? All firearms, ammunition, firearm parts, magazines, bolts and firing pins, and replicas of firearms (including toys) must be in checked baggage. What can go in your carry-on? A rifle scope.

3,391

Firearms found
by TSA*

^{*}Source: Transportation Security Administration 2016

WARNING! If there are flight complications causing the aircraft to land in a gun-hostile state, such as New Jersey, **DO NOT** take possession of your luggage with the firearm. Once you take possession of the baggage containing your weapon, you could be committing a crime! If this happens, simply refuse to take possession of the bags; the airline will forward them to their final destination.

INTERNATIONAL BORDERS

Be prepared when the open road calls you across borders.

Know the law and prevent your own nightmare scenario.

PICTURE THIS



You're hitting the road and your destination is south of the border.



Unaware of the law, you attempt to cross the border with your firearm.



Unfortunately, you've now been arrested and your fate lies in the hands of a foreign government.

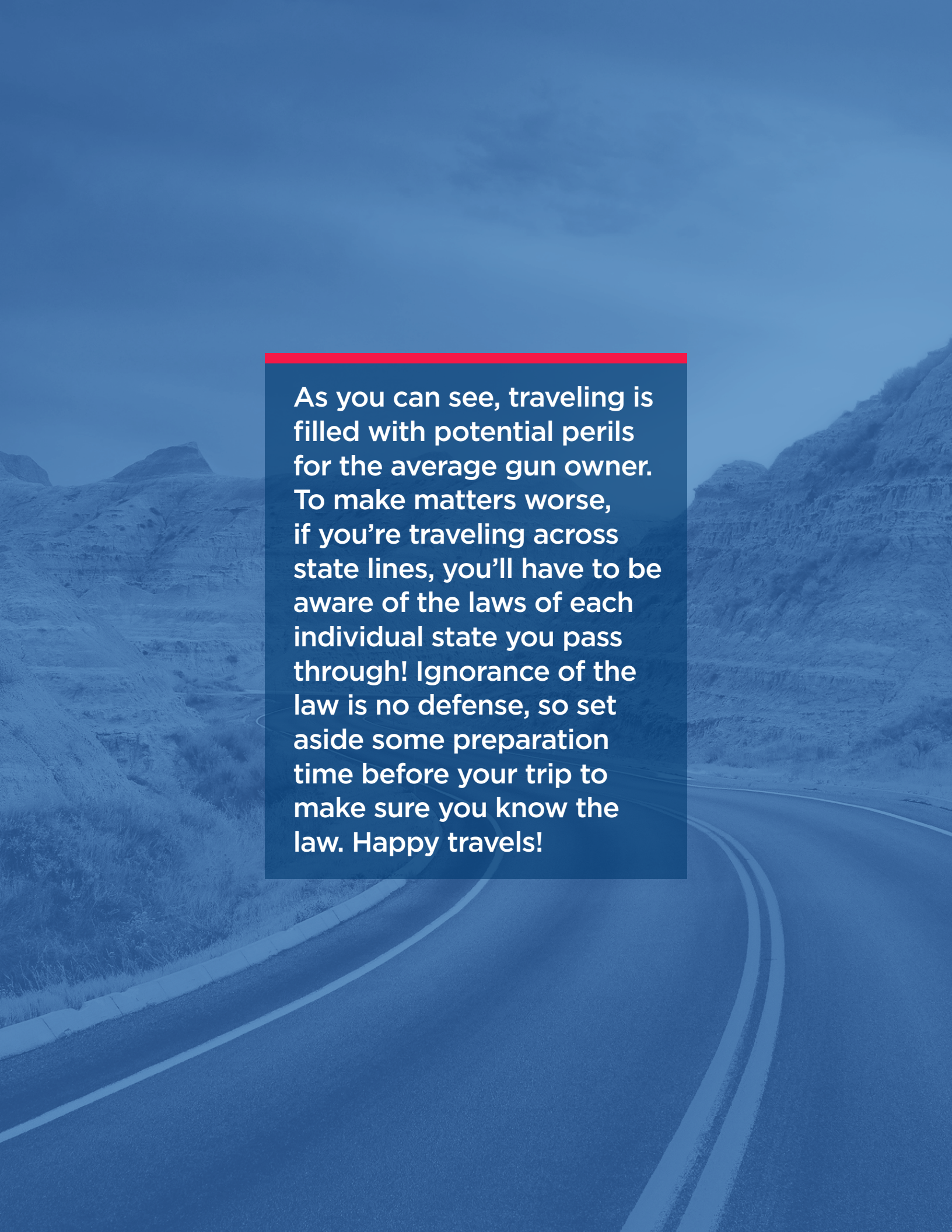
It is very easy to drive across the border into Mexico to get authentic Mexican food or to visit the beautiful beaches, and to want to bring your gun along for the ride. But don't do it! Let us say it again: absolutely do not enter into Mexico with firearms or ammunition. It could land you in a Mexican jail for an indefinite amount of time. Do you remember the fiasco that Marine Sgt. Andrew Tahmooressi endured for entering Mexico with weapons? If not, look him up, and it will change your mind.

Likewise, sometimes while traveling through northern states you may be tempted to pop into Canada for a day trip. Canada generally restricts entrance with a handgun. If you are caught with one, you can be charged with a number of possession and importation violations. Even the most lenient punishment could land you in Canadian prison for up to 5 years.

The good news is that most rifles and shotguns can be brought into Canada for lawful hunting and sporting purposes. Make sure that you fill out a Non-Resident Firearm Declaration Form prior to arriving at the border. There will be a \$25 fee and the declaration will be valid for 60 days.

48

U.S.-Mexico border crossing locations



As you can see, traveling is filled with potential perils for the average gun owner. To make matters worse, if you're traveling across state lines, you'll have to be aware of the laws of each individual state you pass through! Ignorance of the law is no defense, so set aside some preparation time before your trip to make sure you know the law. Happy travels!



LEGAL DEFENSE
FOR
SELF DEFENSE

FOR SELF-DEFENSE,
**WE'VE GOT
YOUR BACK**



LEGAL DEFENSE FOR SELF-DEFENSE

If you must act in self-defense, you shouldn't have to worry about paying for an attorney.



THE BEST COVERAGE AT THE BEST PRICE

\$10.95 a month. No hourly limits. Pay no attorneys' fees for covered events.



24/7/365 EMERGENCY HOTLINE

The most reliable Attorney-Answered Emergency Hotline.

GET PROTECTED TODAY AT

USLawShield.com/TravelReport

© 2019 U.S. LawShield
1020 Bay Area Blvd., Suite 220
Houston, Texas 77058

The information provided in this publication is intended to provide general information to individuals and is not legal advice. The information included in this publication may not be quoted or referred to in any other publication without the prior written consent of U.S. & Texas LawShield, to be given or withheld at our discretion. The information is not a substitute for, and does not replace the advice or representation of, a licensed attorney. We strive to ensure the information included in this publication is accurate and current, however, no claim is made to the accuracy of the information and we are not responsible for any consequences that may result as a result from use of information in this publication. The use of this publication does not create an attorney-client relationship between U.S. & Texas LawShield, any independent program attorney, and any individual.

All legal services are provided by independent third party program attorneys. U.S. & Texas LawShield are not law firms but legal services companies or similar entities regulated under state law, which provide benefits and coverage for their members. U.S. LawShield is underwritten by Fortegra Companies in many states. Fortegra Companies are rated A- (Excellent) for financial strength and operating performance by A.M. Best. In these states, all of our products are underwritten by one of the following Fortegra companies, depending on the state: Lyndon Southern Insurance Company, Response Indemnity Company of California, Blue Ridge Indemnity Company and Insurance Company of the South. 100% of the insurance administration, technology, and customer service is provided here, in the USA, for U.S. & Texas LawShield.